







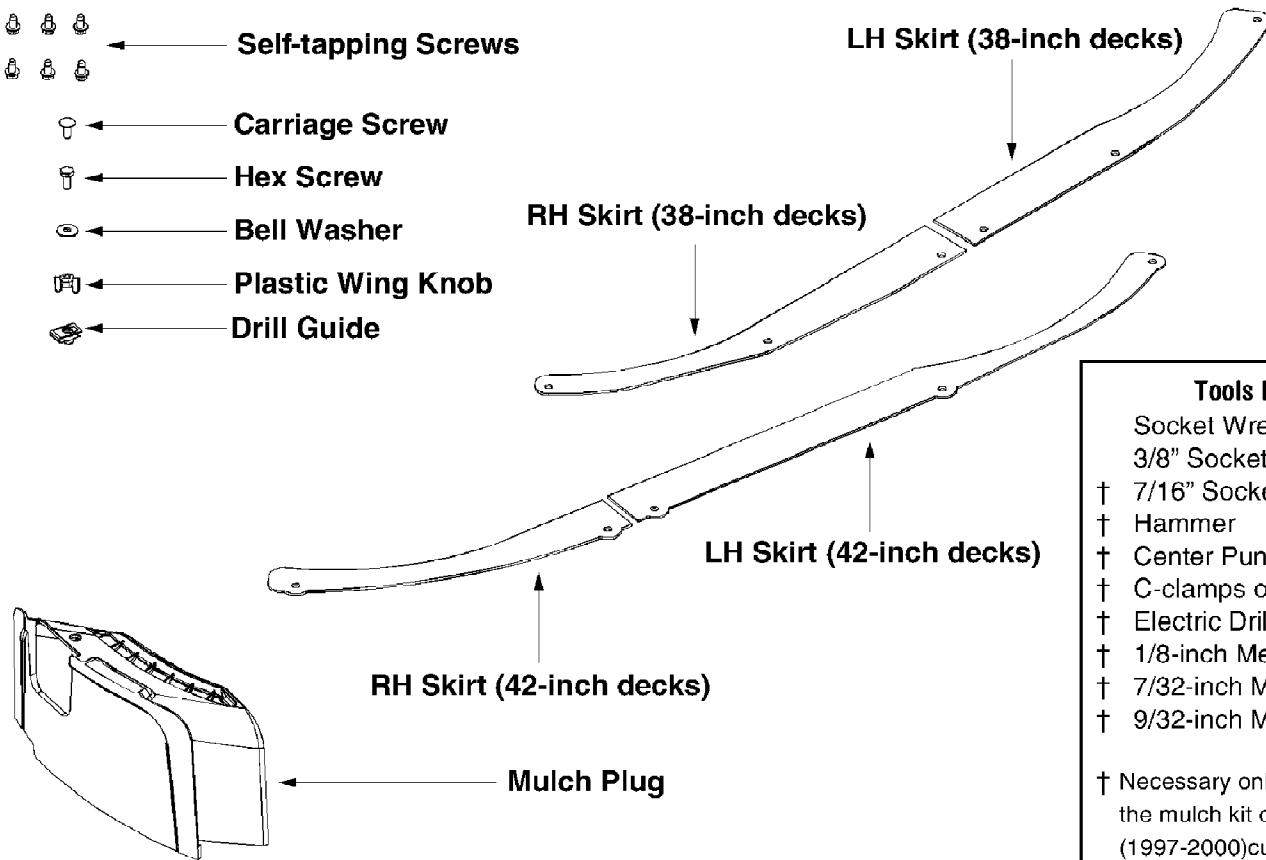


190-116-000 Mulch Kit (2003)
Mulch Kit

-    ← **Self-tapping Screws**
-   ← **Carriage Screw**
-  ← **Hex Screw**
-  ← **Bell Washer**
-  ← **Plastic Wing Knob**
-  ← **Drill Guide**



Tools Required	
	Socket Wrench (Ratchet)
	3/8" Socket
†	7/16" Socket
†	Hammer
†	Center Punch or Large Nail
†	C-clamps or Locking Pliers
†	Electric Drill
†	1/8-inch Metal Drill Bit
†	7/32-inch Metal Drill Bit
†	9/32-inch Metal Drill Bit
†	Necessary only when installing the mulch kit on an older-style (1997-2000) cutting deck.

NOTE: The numeral "38" is stamped into the **BOTTOM** of each deck skirt to be used on 38-inch decks.
Conversely, the numeral "42" is stamped into the **TOP** of each deck skirt to be used on 42-inch decks.

190-116-000 Mulch Kit (2003)
Mulch Kit

Page 2 of 2

Ref #	Part Number	Qty	S/P/F	Description
	731-2363	1	/P	One Mulch Plug
	783-1300	1	S	One LH Skirt for 38-inch Decks
	783-1299	1	S	One RH Skirt for 38-inch Decks
	783-1258A	1	S	One LH Skirt for 42-inch Decks
	783-1259A	1	S	One RH Skirt for 42-inch Decks
	710-0599	1	/P	Six 1/4-20 x .5 Self-tapping Screws
	710-0134	1	/P	One 1/4-20 x.6 Carriage Screw
	710-0751	1	/P	One 1/4-20 x.6 Hex Screw
	736-0270	1	/P	One Bell Washer
	712-3087	1	/P	One 1/4-20 Plastic Wing Nut
	726-0211	1	S	One Mulch Plug Drill Guide